

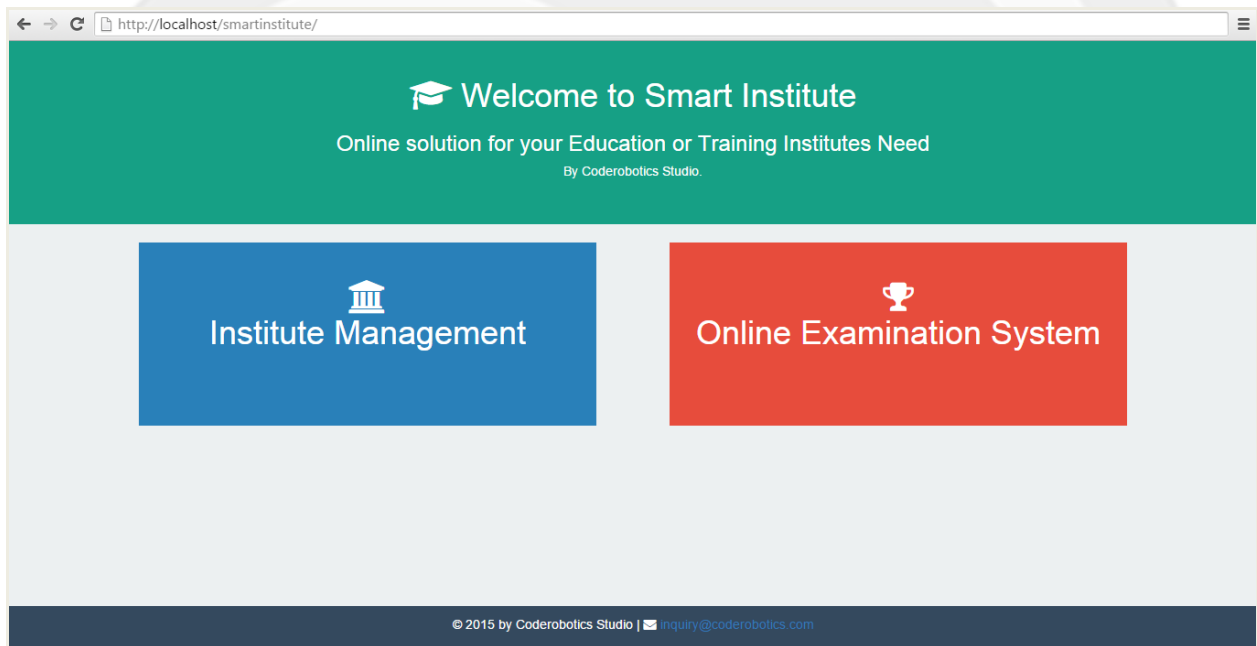
Smart Exam

**A powerful tool for Online Exam
Management System**

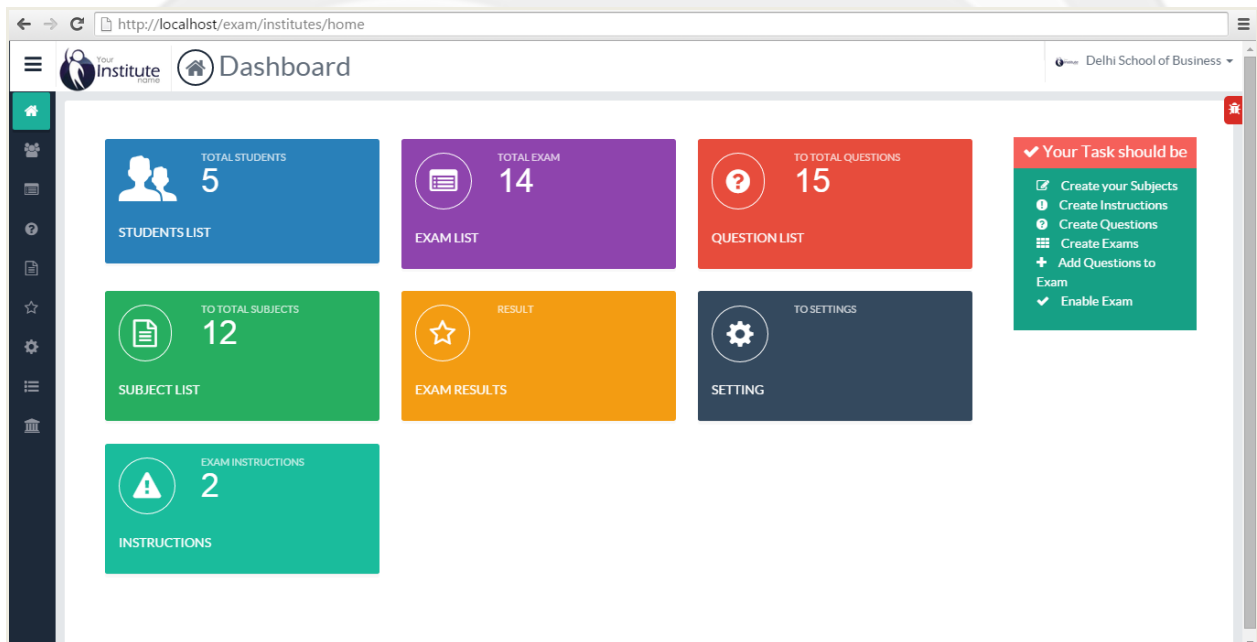



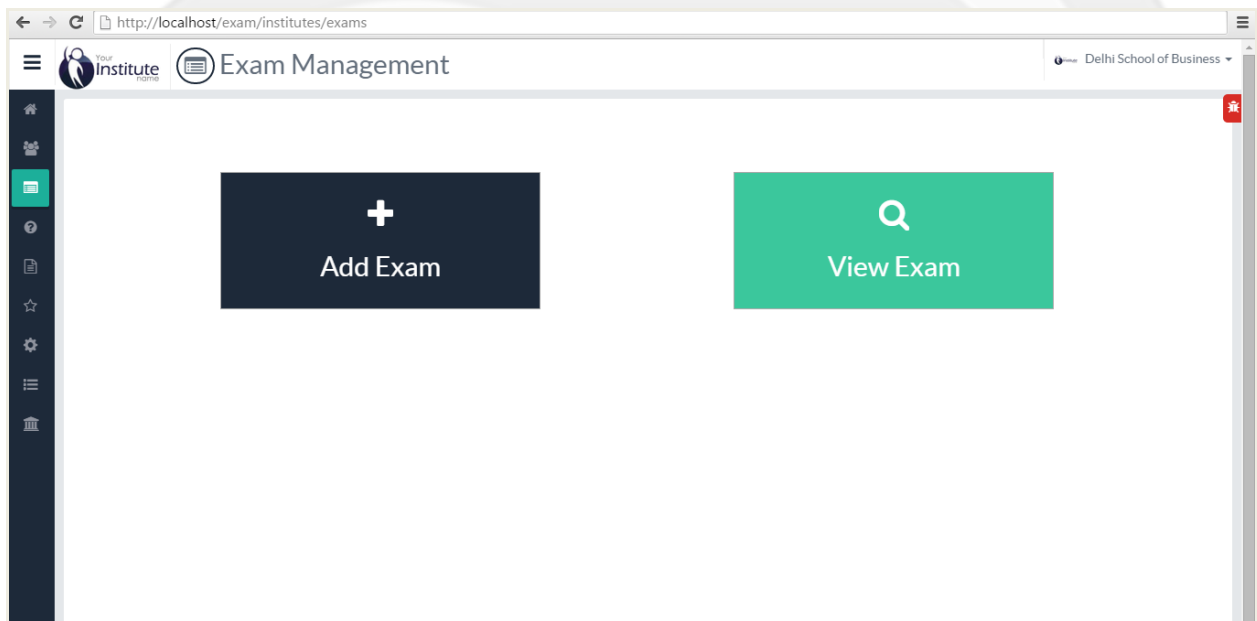
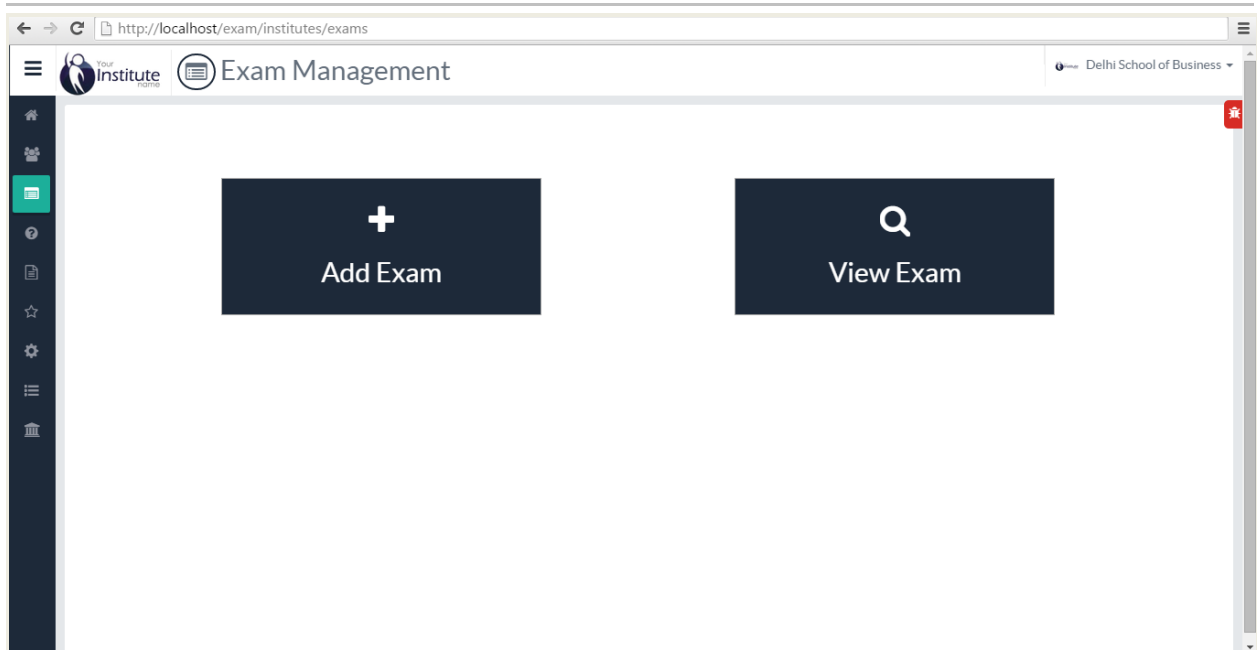
Smart Exam is a unique solution for conduct Online Examination. It has following core features:

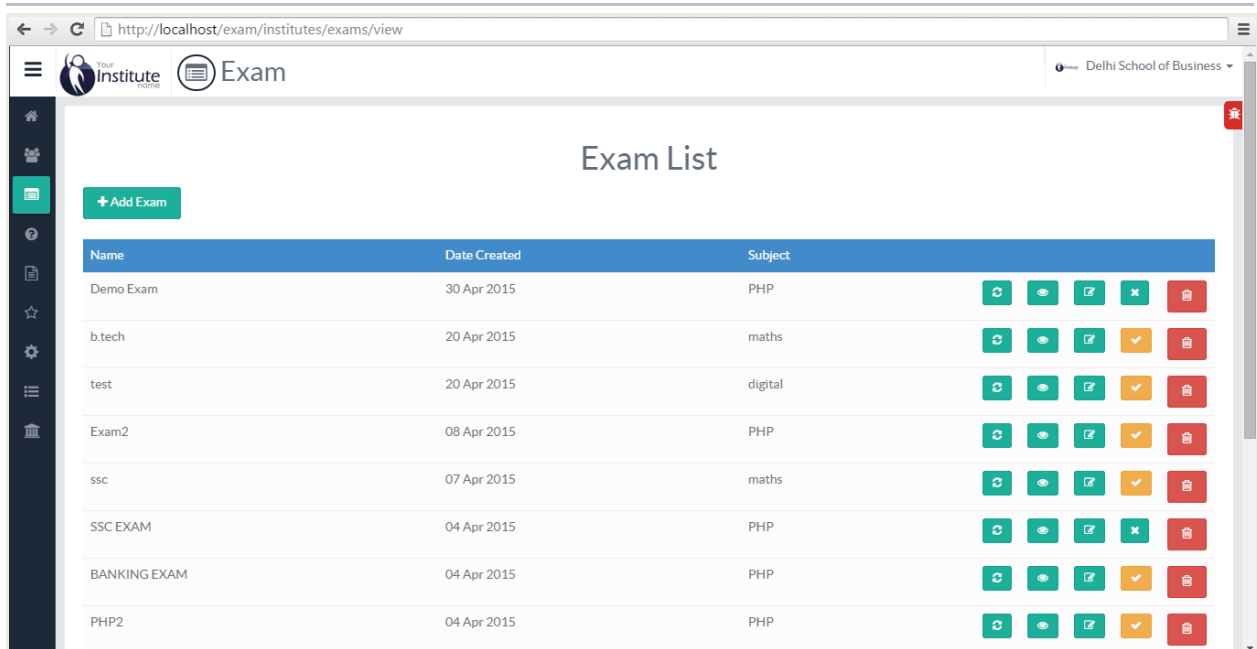
1. Dashboard
2. Manage students
3. Manage Exams
4. Manage Questions Bank
5. Manage Subjects
6. Online Test
7. Result Report
8. Instructions
9. Settings



ADMIN LOGIN

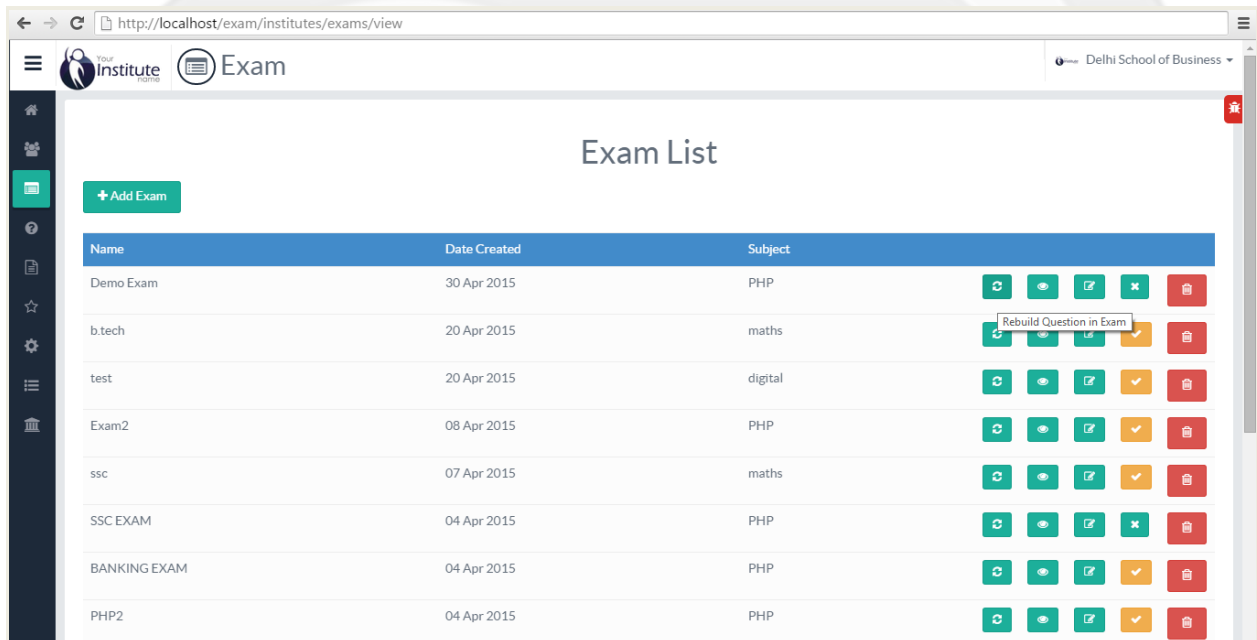






Exam List

Name	Date Created	Subject	Actions
Demo Exam	30 Apr 2015	PHP	[Refresh] [Eye] [Copy] [Close] [Delete]
b.tech	20 Apr 2015	maths	[Refresh] [Eye] [Copy] [Check] [Delete]
test	20 Apr 2015	digital	[Refresh] [Eye] [Copy] [Check] [Delete]
Exam2	08 Apr 2015	PHP	[Refresh] [Eye] [Copy] [Check] [Delete]
ssc	07 Apr 2015	maths	[Refresh] [Eye] [Copy] [Check] [Delete]
SSC EXAM	04 Apr 2015	PHP	[Refresh] [Eye] [Copy] [Close] [Delete]
BANKING EXAM	04 Apr 2015	PHP	[Refresh] [Eye] [Copy] [Check] [Delete]
PHP2	04 Apr 2015	PHP	[Refresh] [Eye] [Copy] [Check] [Delete]



Exam List

Name	Date Created	Subject	Actions
Demo Exam	30 Apr 2015	PHP	[Refresh] [Eye] [Copy] [Close] [Delete]
b.tech	20 Apr 2015	maths	[Refresh] [Eye] [Copy] [Check] [Delete]
test	20 Apr 2015	digital	[Refresh] [Eye] [Copy] [Check] [Delete]
Exam2	08 Apr 2015	PHP	[Refresh] [Eye] [Copy] [Check] [Delete]
ssc	07 Apr 2015	maths	[Refresh] [Eye] [Copy] [Check] [Delete]
SSC EXAM	04 Apr 2015	PHP	[Refresh] [Eye] [Copy] [Close] [Delete]
BANKING EXAM	04 Apr 2015	PHP	[Refresh] [Eye] [Copy] [Check] [Delete]
PHP2	04 Apr 2015	PHP	[Refresh] [Eye] [Copy] [Check] [Delete]

Browser address: http://localhost/exam/institutes/exams/add_question?id=74

Delhi School of Business

Rebuild Question in Exam

Sample Questions goes here...









































- `<?php $a==1; if($a==1){ echo "php"; }else{ echo "c"; }?>`
- Which of the following are correct ways of creating an array? i) state[0] = "karnataka";ii) \$state[] = array("karnataka");iii) \$state[0] = "karnatak...
- PHP's numerically indexed array begin with position __.
- What will be the out `<?php echo "hello word";?>`
- What will be the output of the following PHP code? ...
- Which of the following are valid function names?i) function()ii) €()iii) .function()iv) \$function()
- What will be the output of the following PHP code? ...
- What will happen in this function call? `<?php function...`
- Type Hinting was introduced in which version of PHP?
- Which one of the following is the right way of defining a function in PHP?
- What does PHP stand for

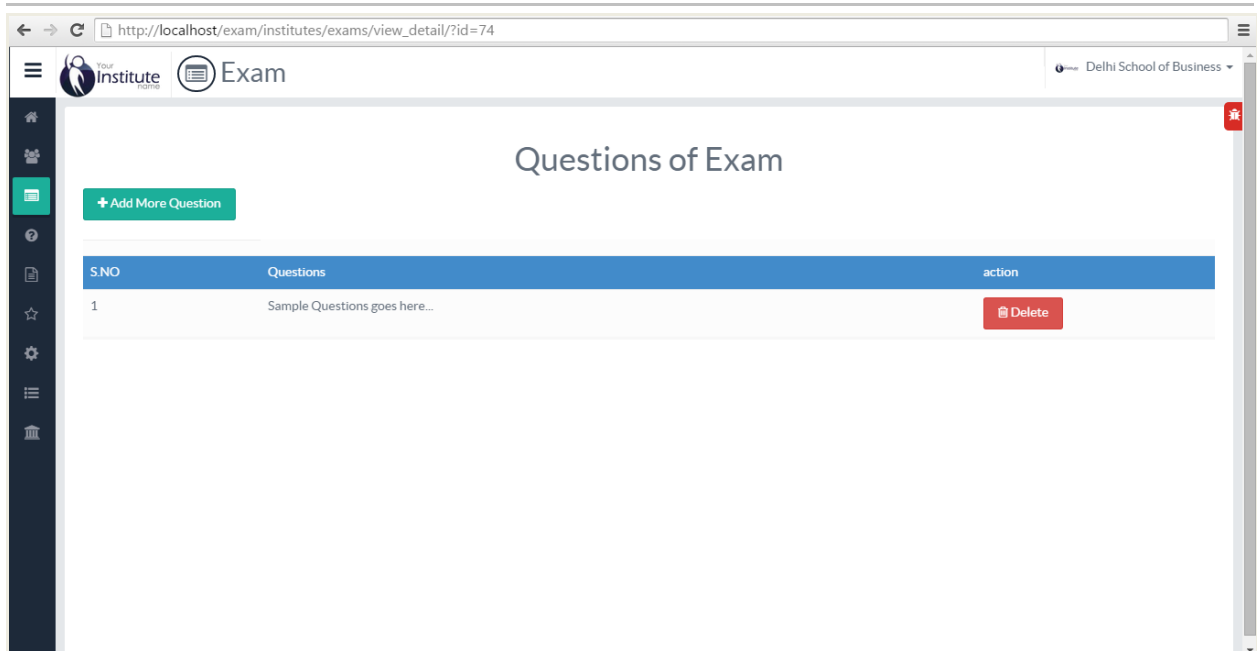
Browser address: <http://localhost/exam/institutes/exams/view>

Delhi School of Business

Exam List

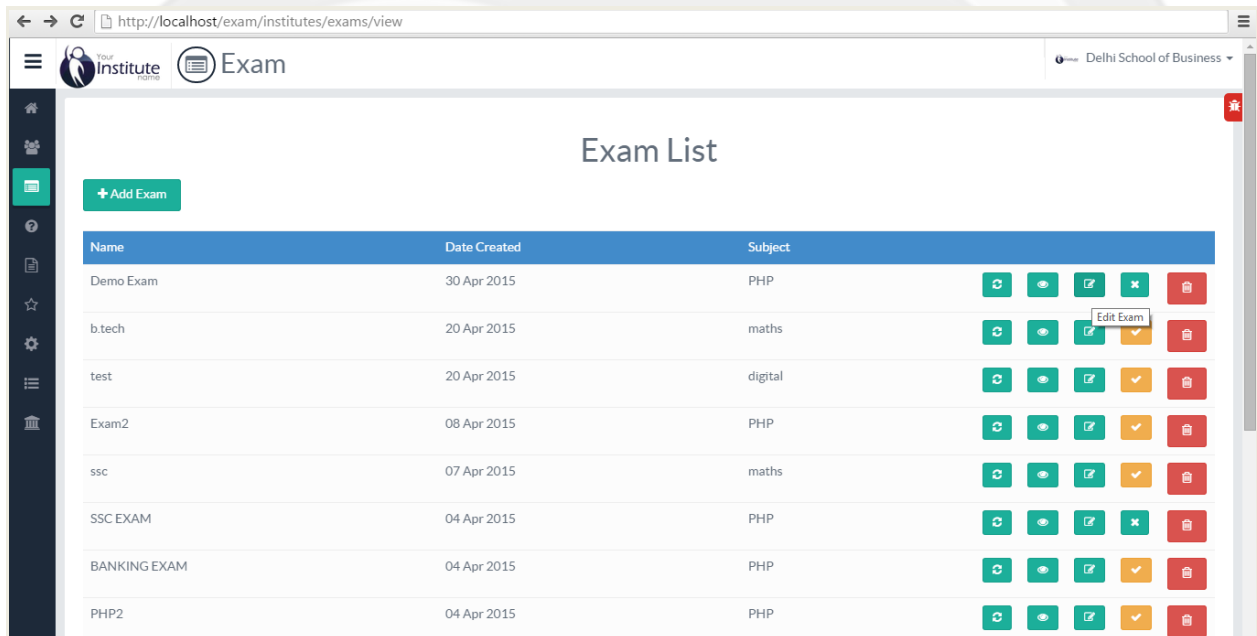
[+ Add Exam](#)

Name	Date Created	Subject	
Demo Exam	30 Apr 2015	PHP	    
b.tech	20 Apr 2015	maths	     View Question in Exam
test	20 Apr 2015	digital	    
Exam2	08 Apr 2015	PHP	    
ssc	07 Apr 2015	maths	    
SSC EXAM	04 Apr 2015	PHP	    
BANKING EXAM	04 Apr 2015	PHP	    
PHP2	04 Apr 2015	PHP	    



The screenshot shows the 'Questions of Exam' page in a web browser. The URL is http://localhost/exam/institutes/exams/view_detail?id=74. The page header includes 'Your Institute Exam' and 'Delhi School of Business'. A sidebar on the left contains navigation icons. The main content area features a '+ Add More Question' button and a table with the following data:


S.NO	Questions	action
1	Sample Questions goes here...	Delete



The screenshot shows the 'Exam List' page in a web browser. The URL is <http://localhost/exam/institutes/exams/view>. The page header includes 'Your Institute Exam' and 'Delhi School of Business'. A sidebar on the left contains navigation icons. The main content area features a '+ Add Exam' button and a table with the following data:

Name	Date Created	Subject	Actions
Demo Exam	30 Apr 2015	PHP	Refresh, View, Edit, Delete, Add Question
b.tech	20 Apr 2015	maths	Refresh, View, Edit, Add Question, Delete
test	20 Apr 2015	digital	Refresh, View, Edit, Add Question, Delete
Exam2	08 Apr 2015	PHP	Refresh, View, Edit, Add Question, Delete
ssc	07 Apr 2015	maths	Refresh, View, Edit, Add Question, Delete
SSC EXAM	04 Apr 2015	PHP	Refresh, View, Edit, Add Question, Delete
BANKING EXAM	04 Apr 2015	PHP	Refresh, View, Edit, Add Question, Delete
PHP2	04 Apr 2015	PHP	Refresh, View, Edit, Add Question, Delete

← → ↻ http://localhost/exam/institutes/exams/edit?id=74

 **Exam** Delhi School of Business

View Exam

Exam Name

Exam Detail

Subject

Positive Marks

Negative Marks

Exam Duration

← → ↻ http://localhost/exam/institutes/exams/edit?id=74

Exam Detail

Subject

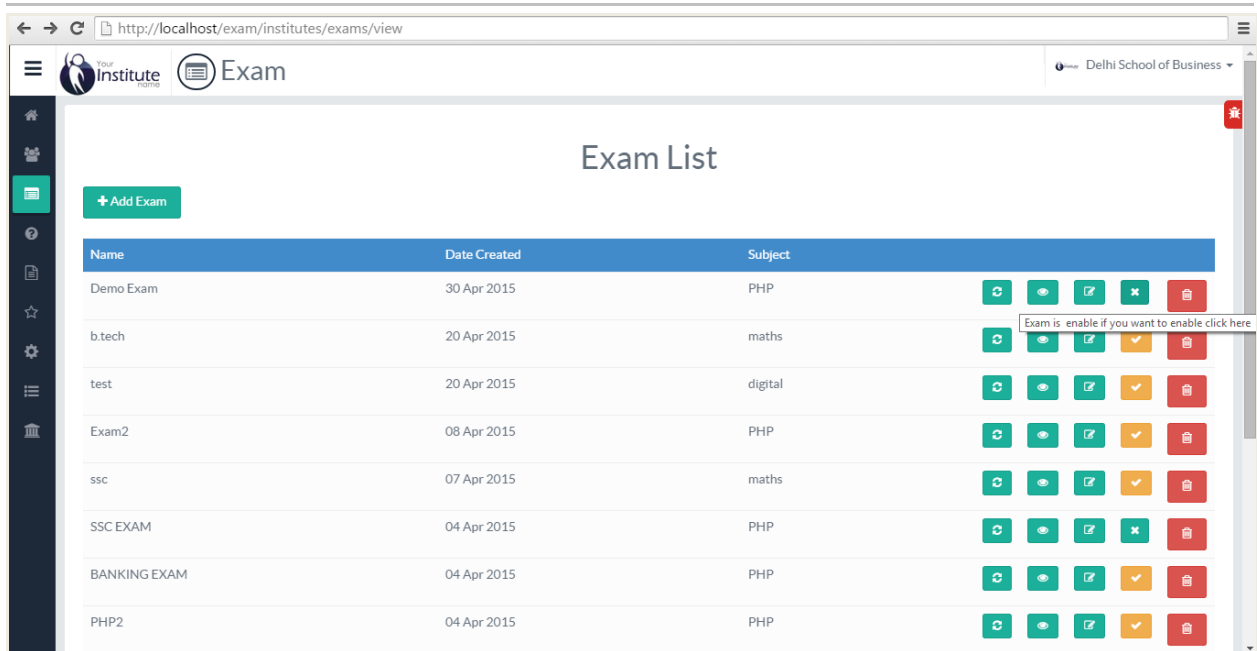
Positive Marks

Negative Marks

Exam Duration

Instruction

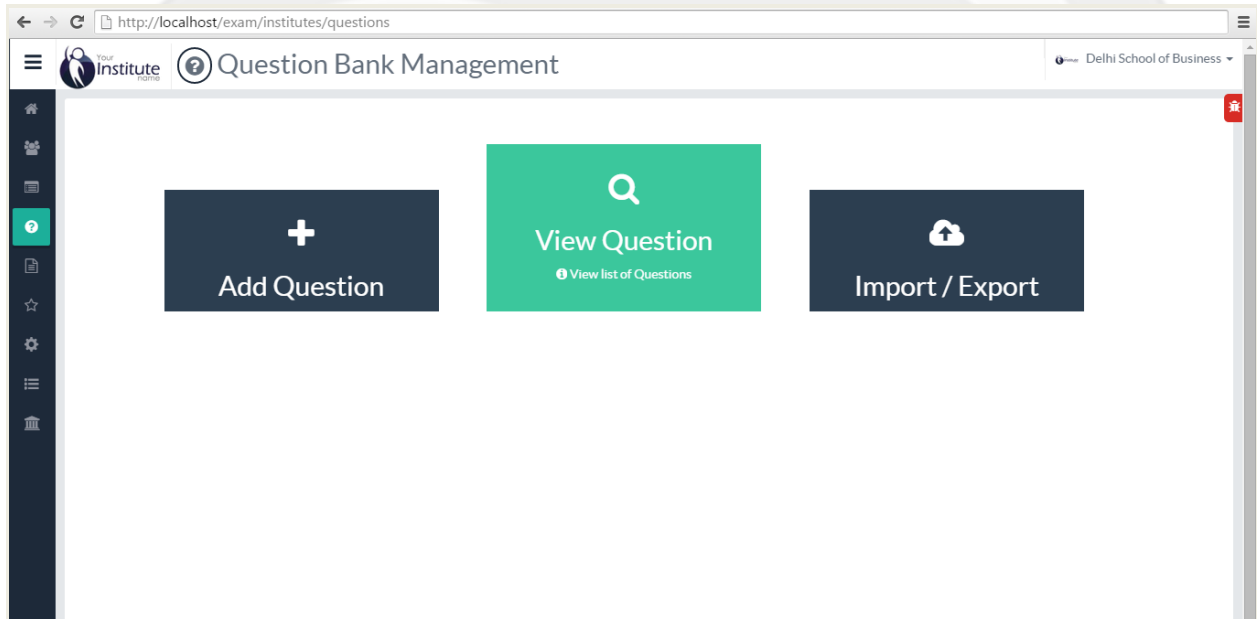
Valid Days



The screenshot shows the 'Exam List' page in a web browser. The URL is `http://localhost/exam/institutes/exams/view`. The page header includes the 'Institute' logo and 'Exam' title. A sidebar on the left contains navigation icons. The main content area features a '+ Add Exam' button and a table of exams.

Name	Date Created	Subject	Actions
Demo Exam	30 Apr 2015	PHP	[Refresh] [View] [Edit] [Delete] [Enable]
b.tech	20 Apr 2015	maths	[Refresh] [View] [Edit] [Delete] [Enable]
test	20 Apr 2015	digital	[Refresh] [View] [Edit] [Delete] [Enable]
Exam2	08 Apr 2015	PHP	[Refresh] [View] [Edit] [Delete] [Enable]
ssc	07 Apr 2015	maths	[Refresh] [View] [Edit] [Delete] [Enable]
SSC EXAM	04 Apr 2015	PHP	[Refresh] [View] [Edit] [Delete] [Enable]
BANKING EXAM	04 Apr 2015	PHP	[Refresh] [View] [Edit] [Delete] [Enable]
PHP2	04 Apr 2015	PHP	[Refresh] [View] [Edit] [Delete] [Enable]

A tooltip above the 'b.tech' row states: 'Exam is enable if you want to enable click here'.

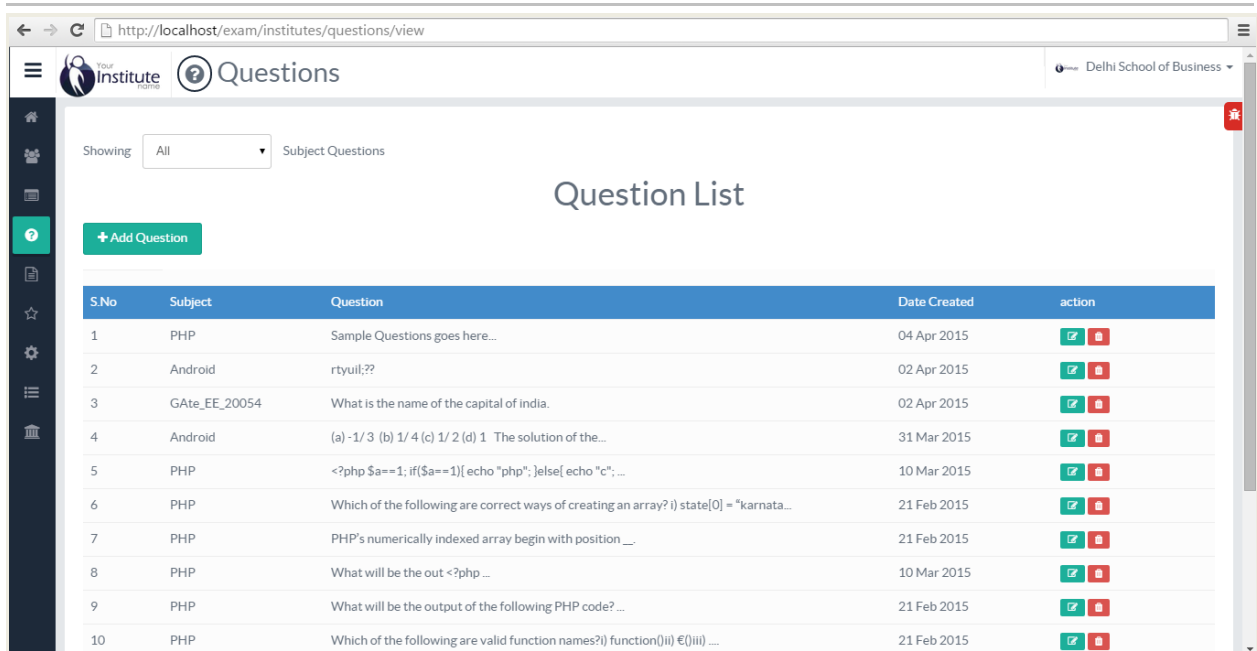


The screenshot shows the 'Question Bank Management' page in a web browser. The URL is `http://localhost/exam/institutes/questions`. The page header includes the 'Institute' logo and 'Question Bank Management' title. A sidebar on the left contains navigation icons. The main content area features three large buttons: 'Add Question', 'View Question', and 'Import / Export'.

Add Question

View Question
View list of Questions





















Import / Export

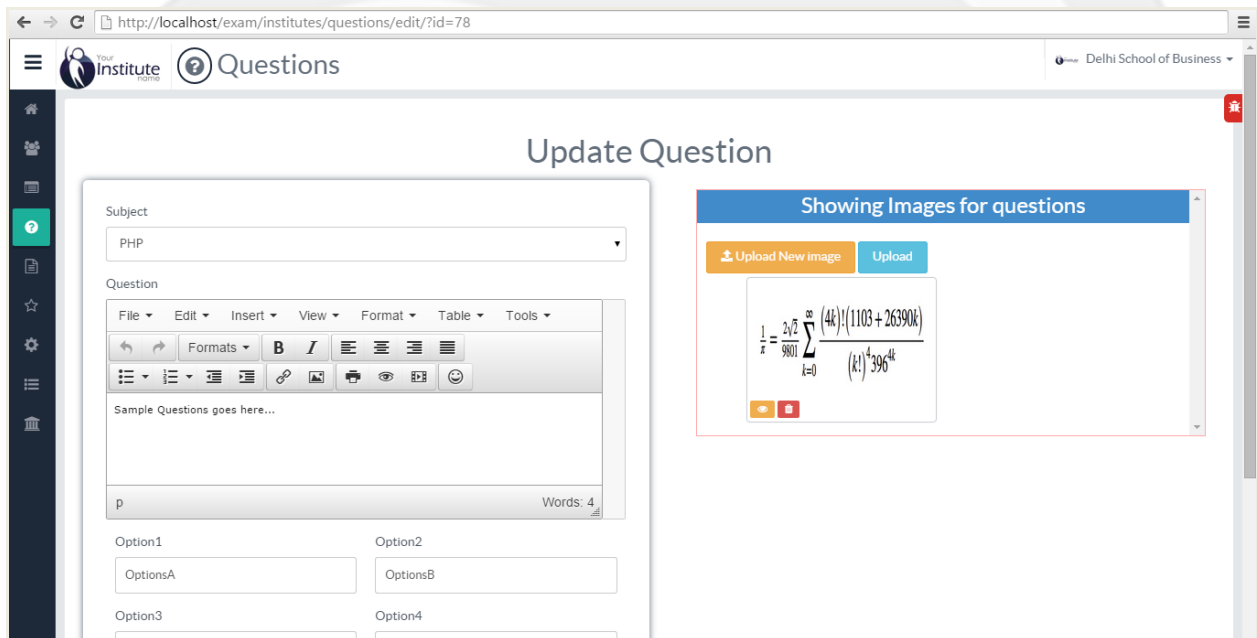


Showing: All Subject Questions

Question List

[+ Add Question](#)

S.No	Subject	Question	Date Created	action
1	PHP	Sample Questions goes here...	04 Apr 2015	 
2	Android	rtyuill:??	02 Apr 2015	 
3	GAte_EE_20054	What is the name of the capital of india.	02 Apr 2015	 
4	Android	(a) -1/ 3 (b) 1/ 4 (c) 1/ 2 (d) 1 The solution of the...	31 Mar 2015	 
5	PHP	<?php \$a=1; if(\$a=1){ echo "php"; }else{ echo "c"; ...	10 Mar 2015	 
6	PHP	Which of the following are correct ways of creating an array? i) state[0] = "karnata...	21 Feb 2015	 
7	PHP	PHP's numerically indexed array begin with position ...	21 Feb 2015	 
8	PHP	What will be the out -<?php ...	10 Mar 2015	 
9	PHP	What will be the output of the following PHP code? ...	21 Feb 2015	 
10	PHP	Which of the following are valid function names?i) function(ii) €(iii) ...	21 Feb 2015	 



Update Question

Subject: PHP

Question:

Sample Questions goes here...

Words: 4

Option1: OptionsA

Option2: OptionsB

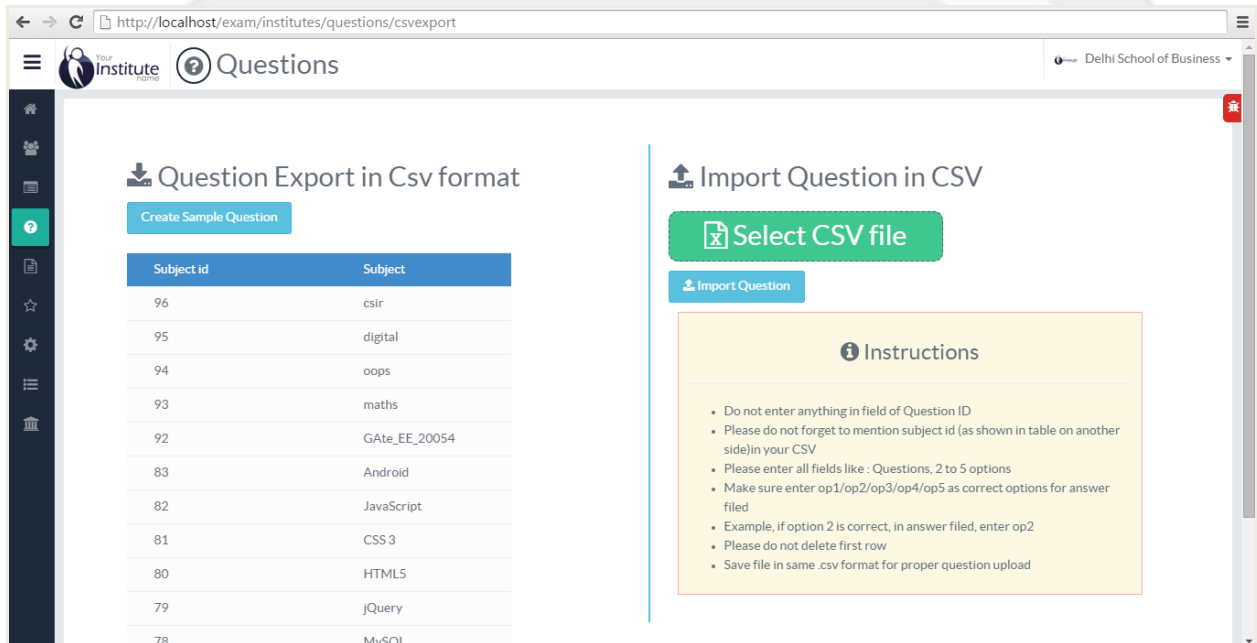
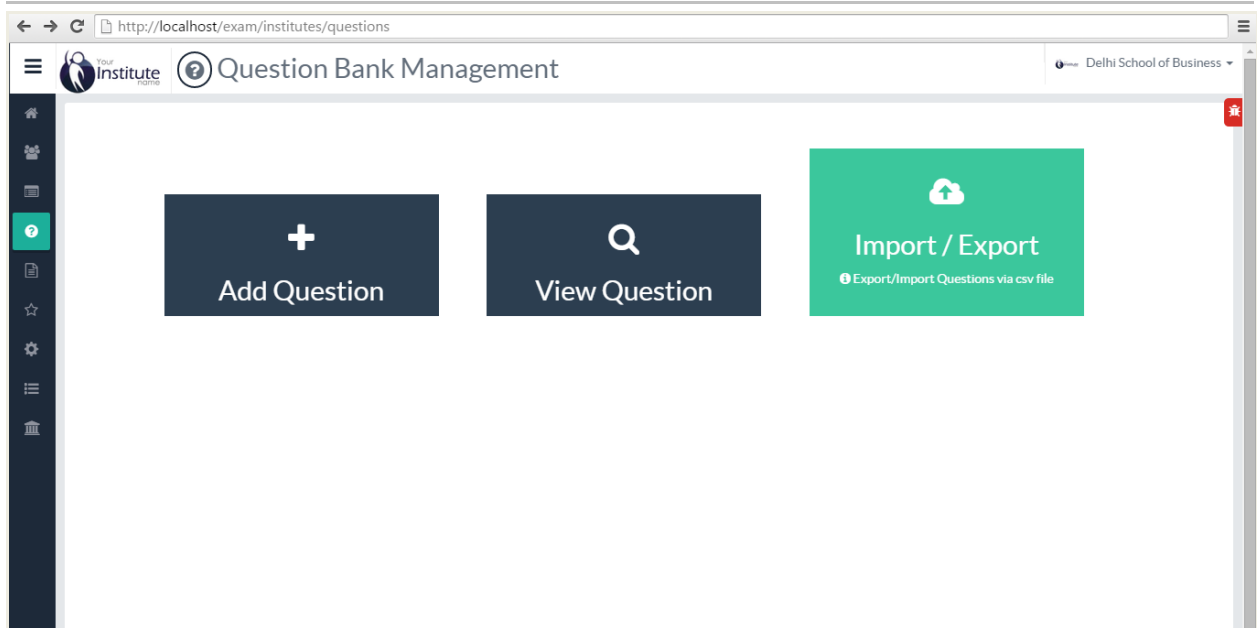
Option3:

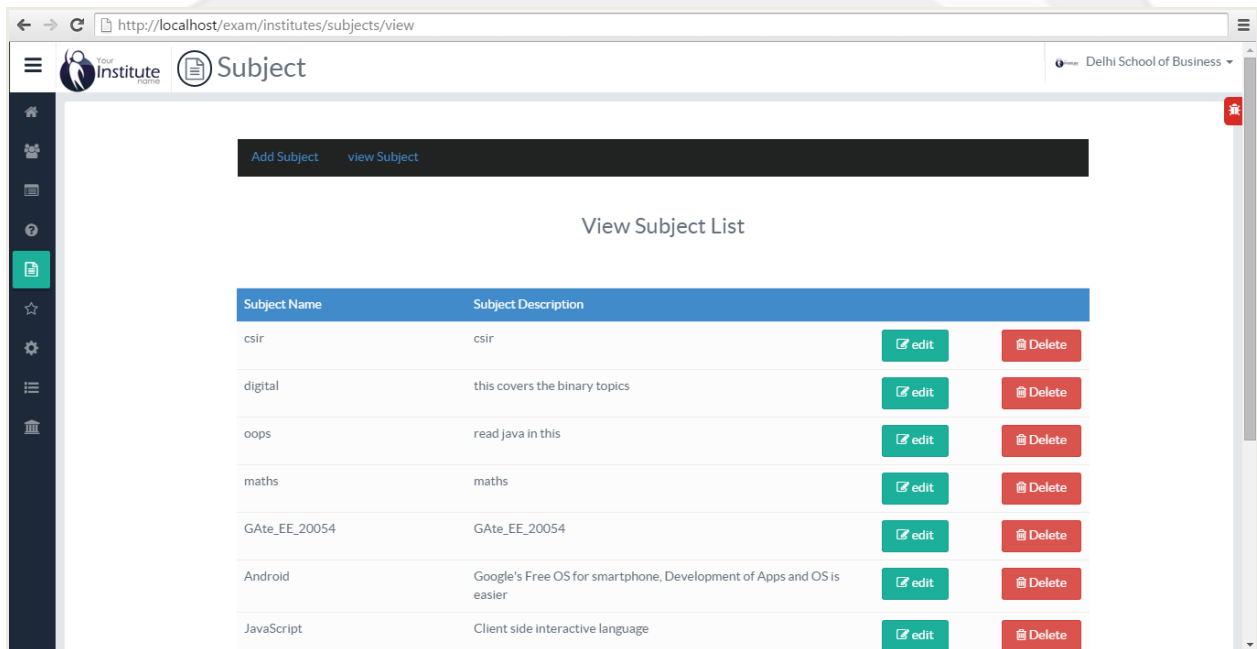
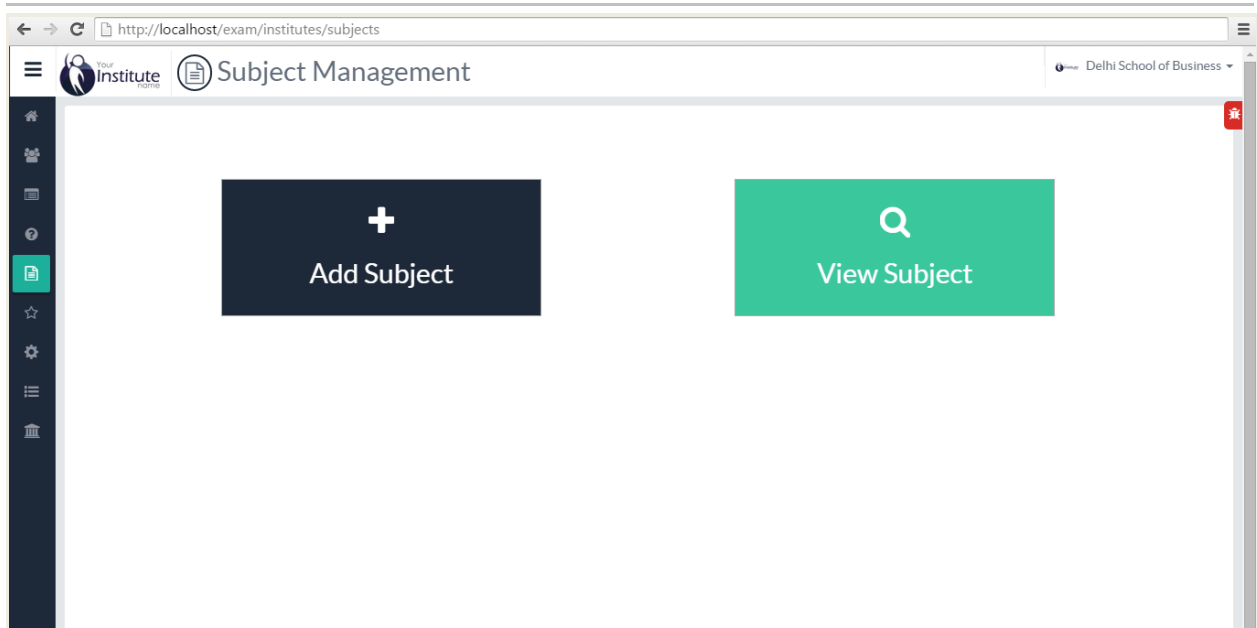
Option4:

Showing Images for questions

[Upload New image](#) [Upload](#)

$$\frac{1}{x} = \frac{2\sqrt{2}}{9801} \sum_{k=0}^{\infty} \frac{(4k)! (1103 + 26390k)}{(k!)^4 396^{4k}}$$





Browser: http://localhost/exam/institutes/result

Delhi School of Business

Exam Result

Student Result List

Student Name	Exam Name	Exam Date	Max Marks	Obtained Marks
aaa	IBPS	06 Jul 2015	16	-2
aaa	UPSC	01 Jul 2015	6	2
aaa	Demo Exam	01 Jul 2015	4	4
aaa	Demo Exam	01 Jul 2015	4	-1
aaa	SSC EXAM	01 Jul 2015	18	0
aaa	IBPS	01 Jul 2015	16	1
aaa	IBPS	26 Jun 2015	16	0
aaa	IBPS	24 Jun 2015	16	0
aaa	IBPS	15 Jun 2015	16	-1
aaa	IBPS	08 Jun 2015	16	-2
aaa	IBPS	02 Jun 2015	16	7
aaa	IBPS	01 Jun 2015	16	-5

Browser: http://localhost/exam/institutes/settings

Delhi School of Business

Institutes Settings

You can not change institute setting in this demo version

Settings Page

Institutes Name:

Institutes Email:

Institutes Address:

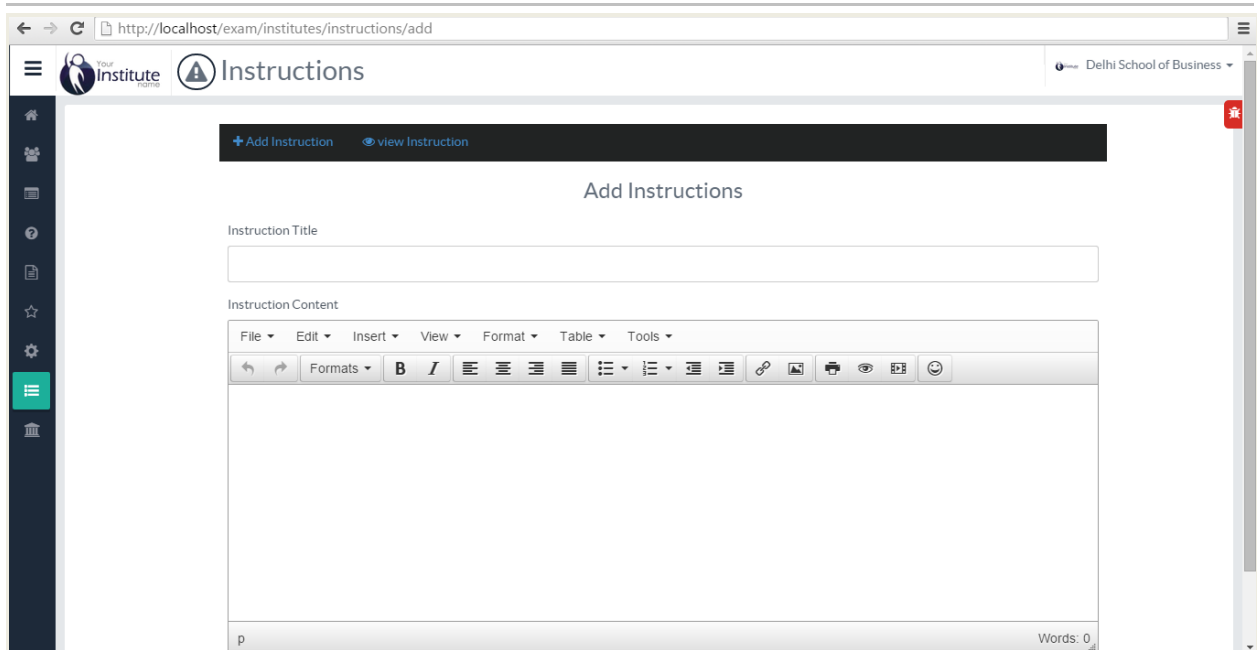
Institutes Mobile:

Institutes Logo:

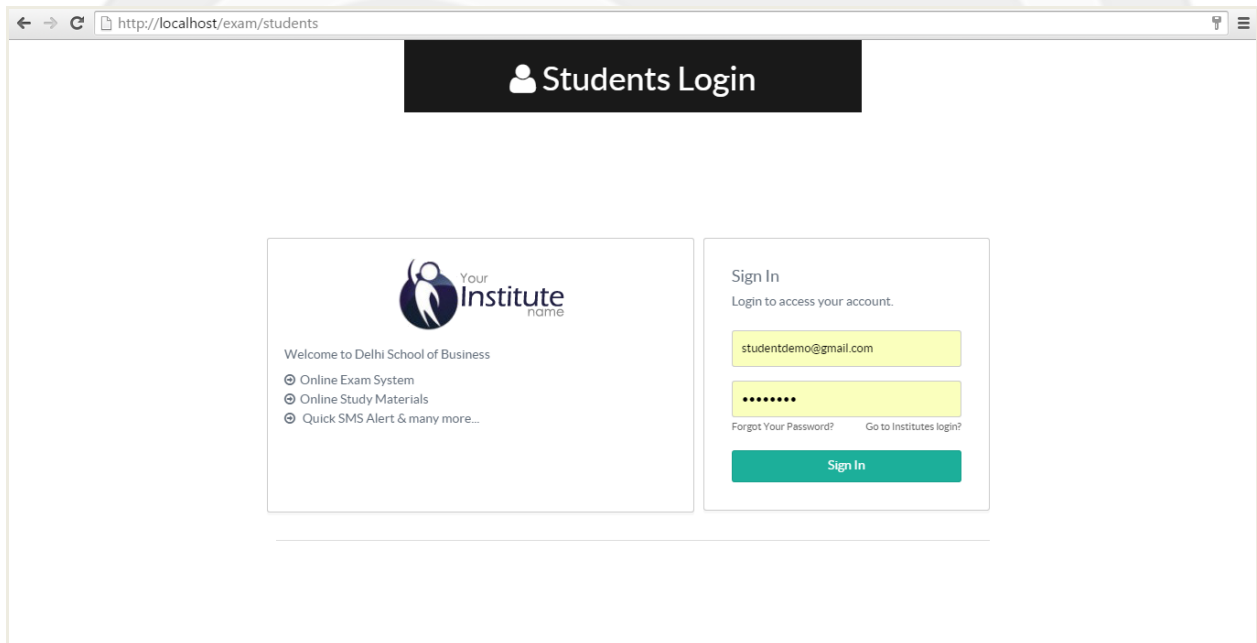
Institutes Phone No:

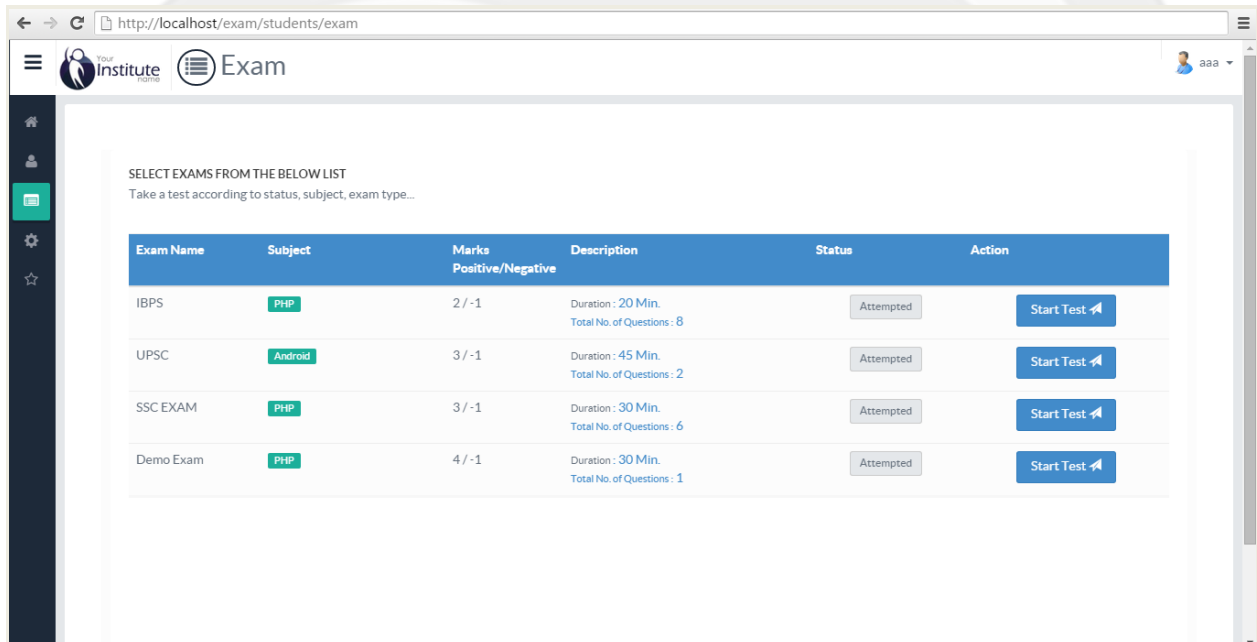
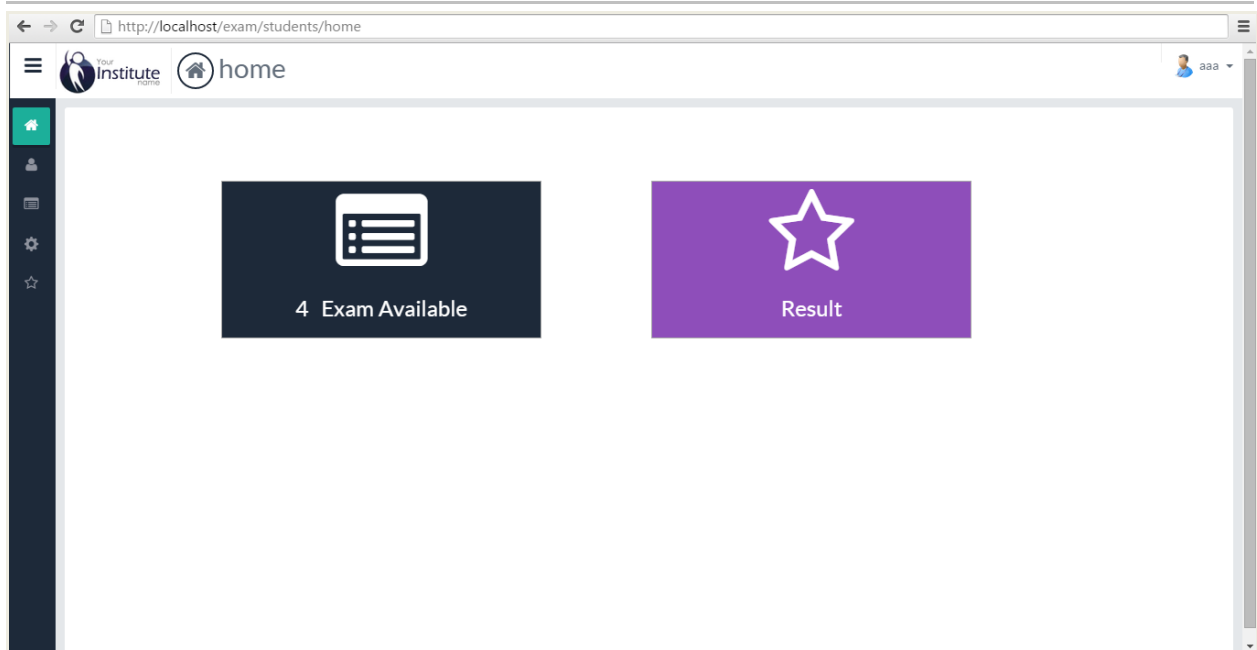
Change Password

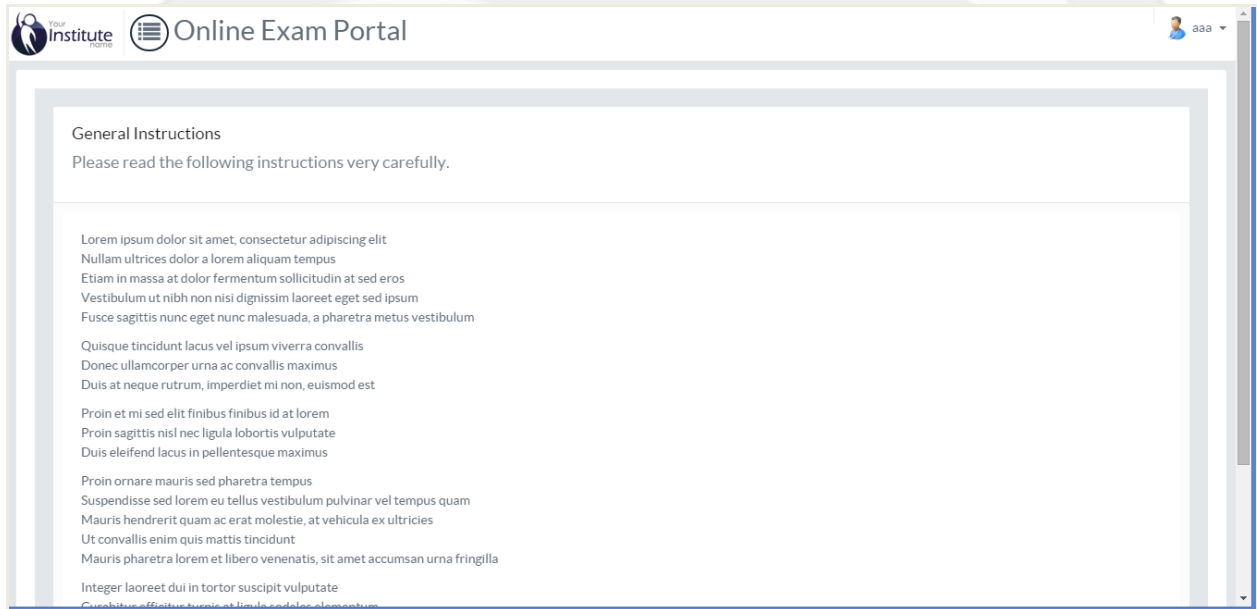
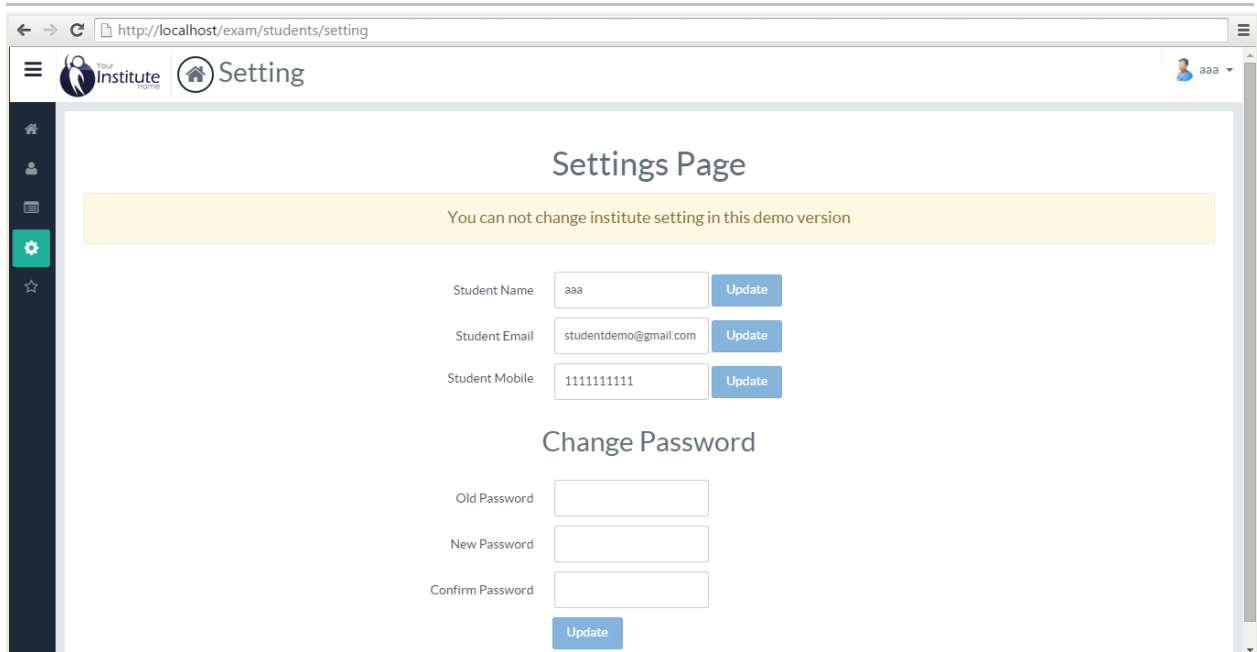
Old Password:



STUDENT LOGIN









Lorem ipsum dolor sit amet, consectetur adipiscing elit
Nullam ultrices dolor a lorem aliquam tempus
Etiam in massa at dolor fermentum sollicitudin at sed eros
Vestibulum ut nibh non nisi dignissim laoreet eget sed ipsum
Fusce sagittis nunc eget nunc malesuada, a pharetra metus vestibulum

Quisque tincidunt lacus vel ipsum viverra convallis
Donec ullamcorper urna ac convallis maximus
Duis at neque rutrum, imperdiet mi non, euismod est

Proin et mi sed elit finibus finibus id at lorem
Proin sagittis nisi nec ligula lobortis vulputate
Duis eleifend lacus in pellentesque maximus

Proin ornare mauris sed pharetra tempus
Suspendisse sed lorem eu tellus vestibulum pulvinar vel tempus quam
Mauris hendrerit quam ac erat molestie, at vehicula ex ultricies
Ut convallis enim quis mattis tincidunt
Mauris pharetra lorem et libero venenatis, sit amet accumsan urna fringilla

Integer laoreet dui in tortor suscipit vulputate
Curabitur efficitur turpis at ligula sodales elementum

  aaa

Time Left: 19 minutes 21 seconds

⚠ Your exam will be automatically submit after timer complete Right Mark: 2 Negative Mark: -1

Question No.1

```
<?php
$a=1;
if($a=1){
echo "php";
}else{
echo "c";
}
```

php
 c
 java
 dotnet

Question Panel

1	2	3	4	5	6
7	8				

Legend: Answered Skip

Your Institute Online Exam Portal aaa

Time Left: 18 minutes 40 seconds

PHP ⚠️ Your exam will be automatically submit after timer complete Right Mark: 2 Negative Mark: -1

Question No.2
Which of the following are correct ways of creating an array?

- i) \$state[0] = "karnataka";
- ii) \$state[] = array("karnataka");
- iii) \$state[0] = "karnataka";
- iv) \$state = array("karnataka");

iii) and iv)
 ii) and iii)
 Only i)
 ii), iii) and iv)

Question Panel

1	2	3	4	5	6
		7	8		

Legend:
■ Answered ■ Skip

Submit Exam

Confirm Answer and Next Question skip

Your Institute Online Exam Portal aaa

Time Left: 16 minutes 41 seconds

PHP ⚠️ Your exam will be automatically submit after timer complete Right Mark: 2 Negative Mark: -1

No More Question

you have skip 0 question out of 8

you have attempted 2 question out of 8

you have not visited 6 question out of 8

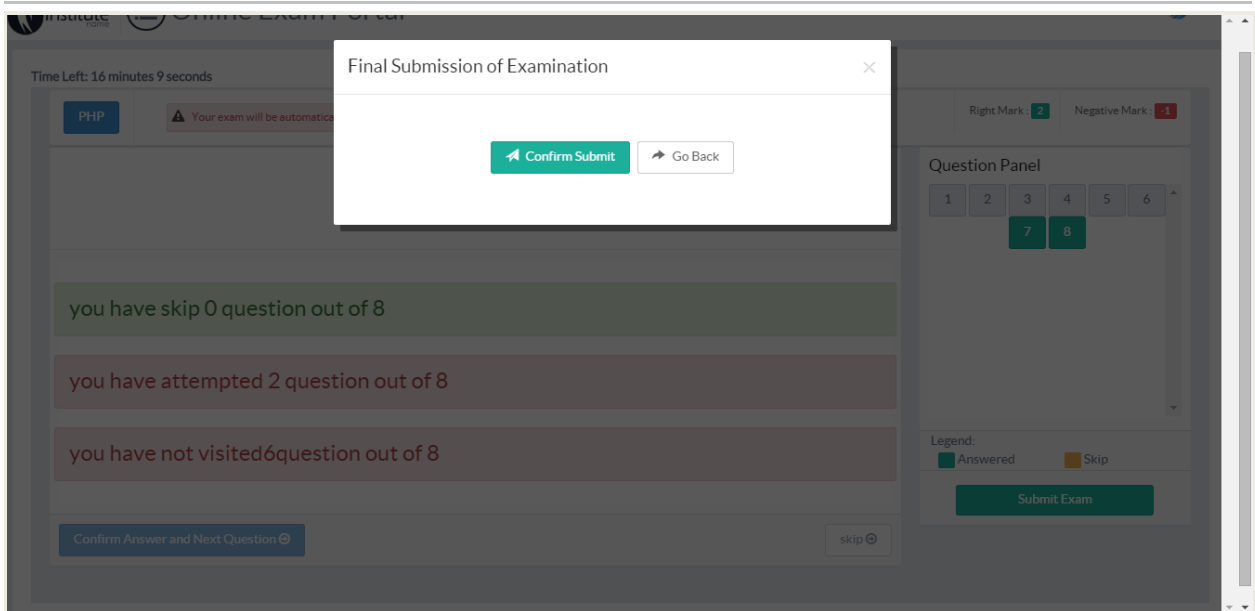
Question Panel

1	2	3	4	5	6
		7	8		

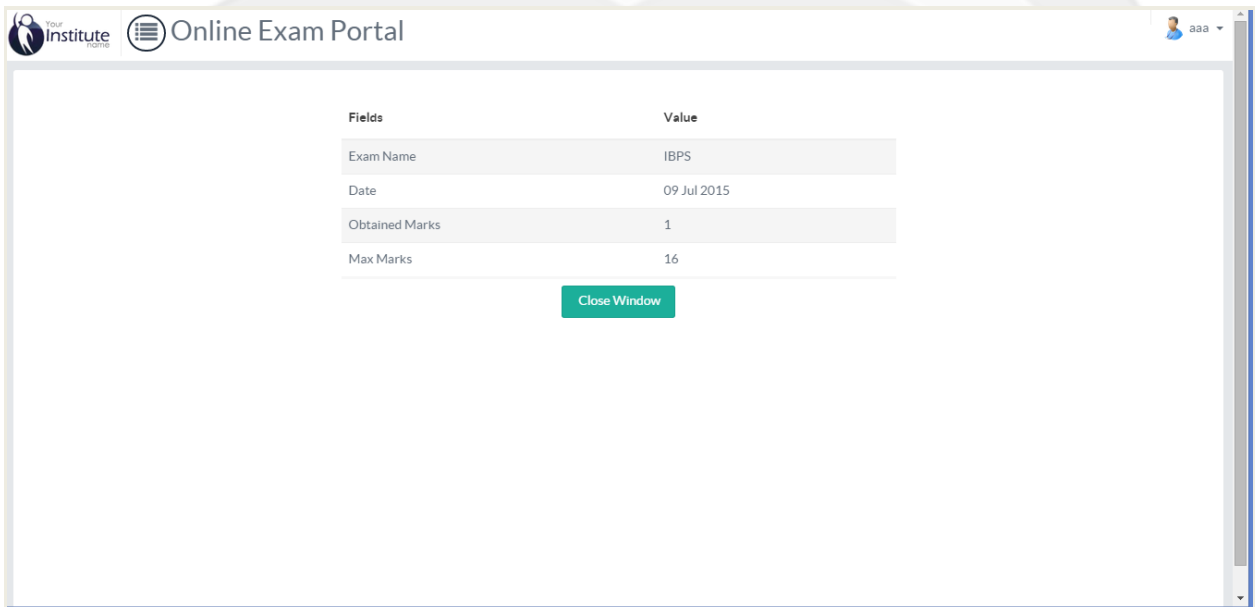
Legend:
■ Answered ■ Skip

Submit Exam

Confirm Answer and Next Question skip



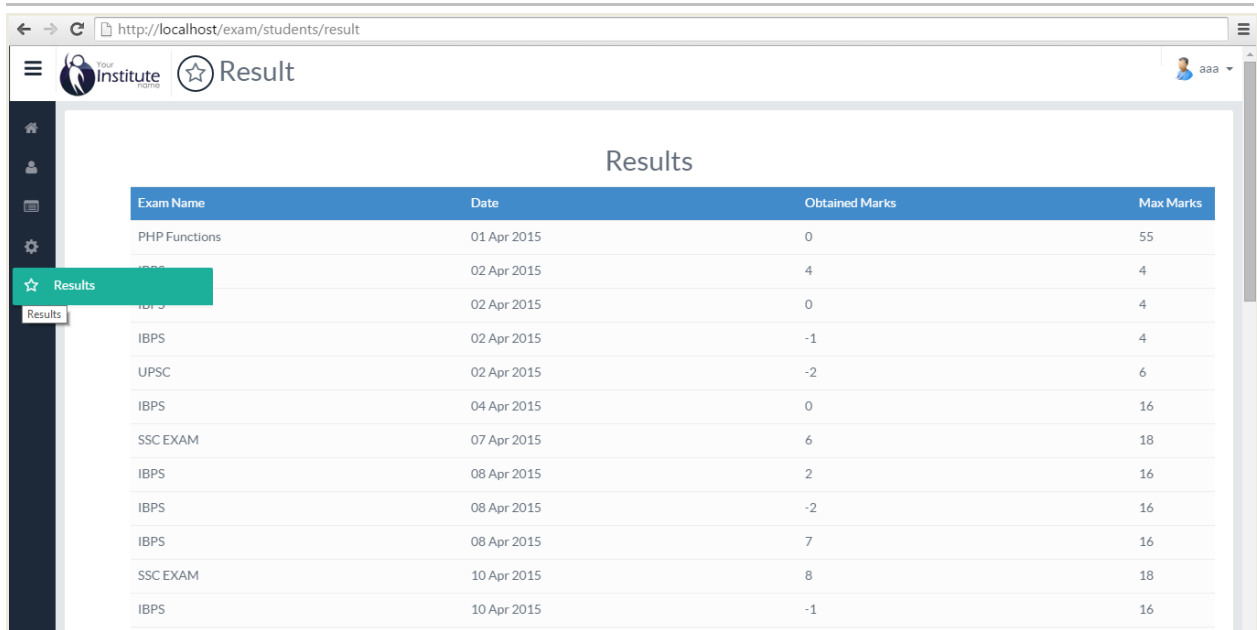
The screenshot shows an online exam interface. A modal dialog box titled "Final Submission of Examination" is centered on the screen, containing two buttons: "Confirm Submit" and "Go Back". The background interface is dimmed and shows a timer at "Time Left: 16 minutes 9 seconds", a "PHP" subject indicator, and a warning "Your exam will be automatic...". Below the timer, there are three summary bars: "you have skip 0 question out of 8", "you have attempted 2 question out of 8", and "you have not visited 6 question out of 8". A "Confirm Answer and Next Question" button is visible. On the right, a "Question Panel" shows a grid of question numbers 1 through 8, with 7 and 8 highlighted in green. Below the panel, a legend indicates "Answered" (green square) and "Skip" (orange square), and a "Submit Exam" button is present.



The screenshot shows the "Online Exam Portal" interface. At the top left, there is a logo for "Your Institute" and the text "Online Exam Portal". At the top right, there is a user profile icon labeled "aaa". The main content area displays a table with the following data:

Fields	Value
Exam Name	IBPS
Date	09 Jul 2015
Obtained Marks	1
Max Marks	16

Below the table, there is a "Close Window" button.



Exam Name	Date	Obtained Marks	Max Marks
PHP Functions	01 Apr 2015	0	55
IBPS	02 Apr 2015	4	4
IBPS	02 Apr 2015	0	4
IBPS	02 Apr 2015	-1	4
UPSC	02 Apr 2015	-2	6
IBPS	04 Apr 2015	0	16
SSC EXAM	07 Apr 2015	6	18
IBPS	08 Apr 2015	2	16
IBPS	08 Apr 2015	-2	16
IBPS	08 Apr 2015	7	16
SSC EXAM	10 Apr 2015	8	18
IBPS	10 Apr 2015	-1	16

CONTACT US

For live demo, please contact us.

Coderobotics Studio.,
No. 16, Officers Colony,
First Main Road,
Adambakkam,
Chennai 600088,
Tamil Nadu, INDIA.

E-mail: sasi@coderobotics.com
Mobile: (91)-99403-67824
Website: www.coderobotics.com